Application

Cleaning equipment

Environmentally water treatment

Dishwashing facilities

Analytical instrument

Washing hands adding liquid

House appliances

Separation liquid equipment

Scientific experiments

24V/12V dc brush motor (FC/FE)

Ac synchronous gear motor (FA)


stepper motor (FB)

AC shaded-pole motor (FD)

Product Parameters

Meaning of serial number

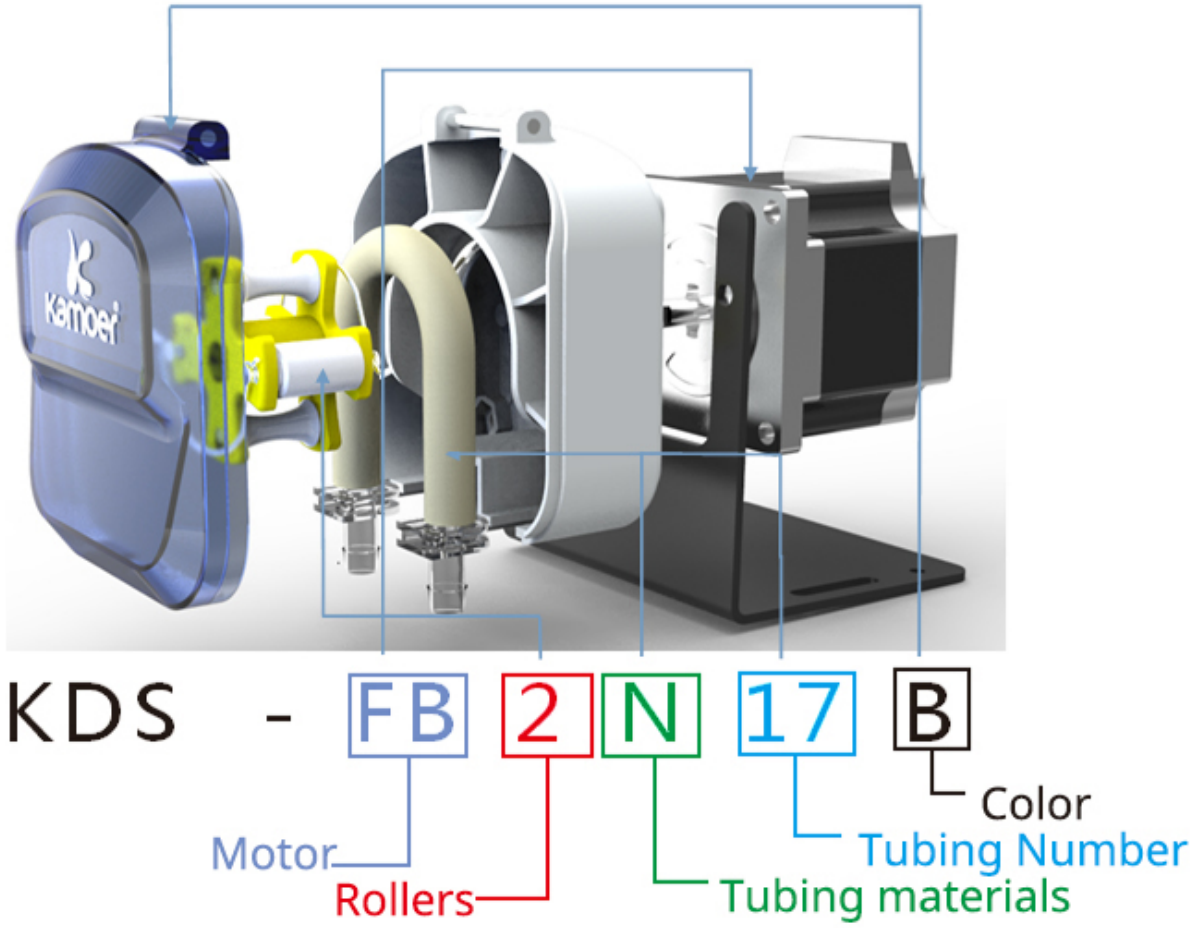
Kamoer
KDS - FB 2 N 17 B
Color
Tubing Number
Motor
Rollers
Tubing materials

Tubing instruction

We offer selections for tubing materials for customers as follows:

Models	Materiral	Functions	Life
N	Imported Norprene	FDA certificate, perfect for food and dairy product application, high temperature and corrosion resistance, aging and oxidation resistance, long-termed service time, recommended working temperature range (-59℃~-135℃)	≥1000h
S	Silicon Tubing	Competitive price, resistant to weak acid and base, the softest of tube types, most commonly used in water pump	≥200h

Parameter table

Motor	Synchronous motor	Stepper motor	DC Motor	Shaded-pole motor
Code	FA	FB	FC/FE	FD
Voltage	AC220V/50Hz	DC24V	DC24V/DC12V	AC220V/50Hz

Current	0.07A	1.8A max	0.28A/0.56A	0.45A
Temperature rise	≤80℃	≤55℃	≤35℃	≤75℃
Pump head speed	100rpm	1-400rpm	300rpm	300rpm
Net Weight	≈0.93kg	≈1.03kg	≈0.75kg	≈1.31kg
3.2*6.4（B16） Flow rate(ml/min) 2 rollers(ID*OD) PharMed®BPT	65	5～245（400rpm）	220	220
3.2*6.4（N16） Flow rate(ml/min) 2 rollers(ID*OD) Norprene®	65	5～245（400rpm）	220	220
3.2*6.4（S16） Flow rate(ml/min) 2 rollers(ID*OD) Silicon	65	5～265（400rpm）	230	230

Installation

KDS

AC shaded-pole motor (FD)

AC shaded-pole motor installation drawings 1

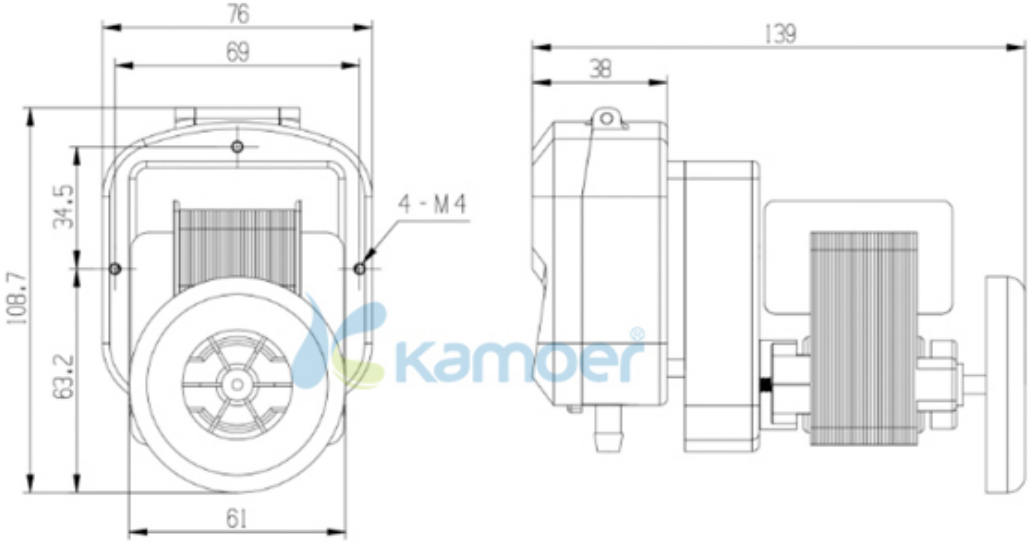
76
69
139
38
34.5
4 - M4
108.7
63.2
61

AC shaded-pole motor installation drawings 2 (Include the stand)

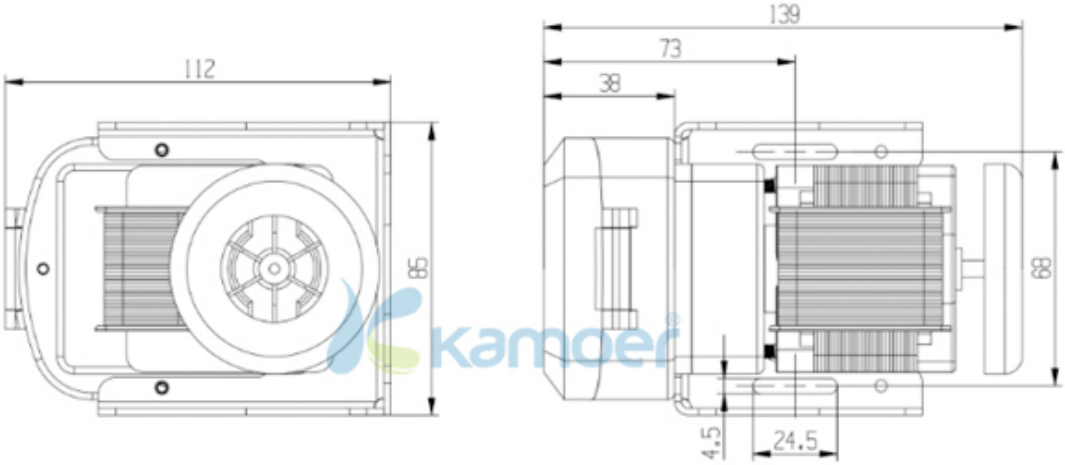
112
85
139
73
38
68
4.5
24.5

KDS

Stepper motor (FB)



kamoer
www.kamoer.com
DS-FB2N40G
U:24V
P:15W
10101


www.kamoer.com
KDS-FB2N40G
U:24V
P:15W
10101

Drive board speed control board is not default material, if you require it, make sure your need is acknowledged by sales

Stepper motor Installation Drawings 1

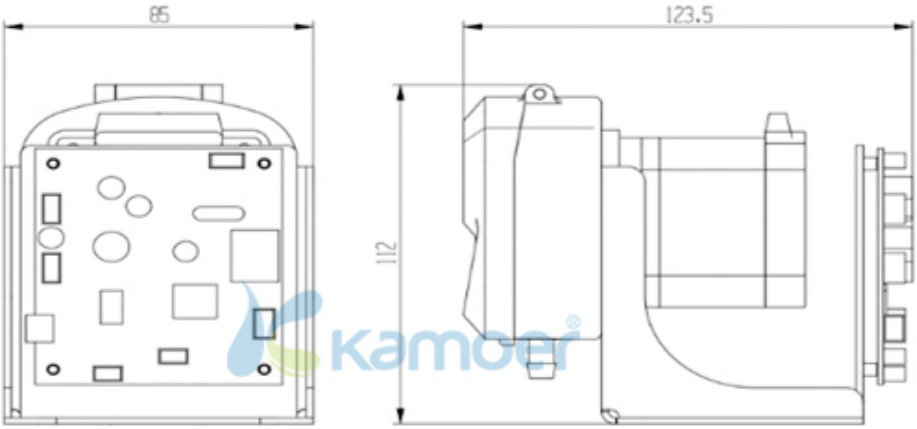

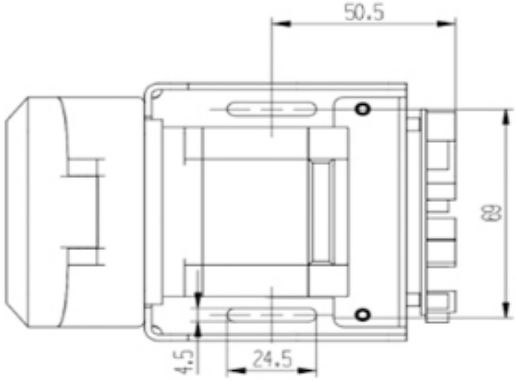
50.5
69
4.5
24.5

(include the stand and circuit board)

Stepper motor Installation Drawings 2



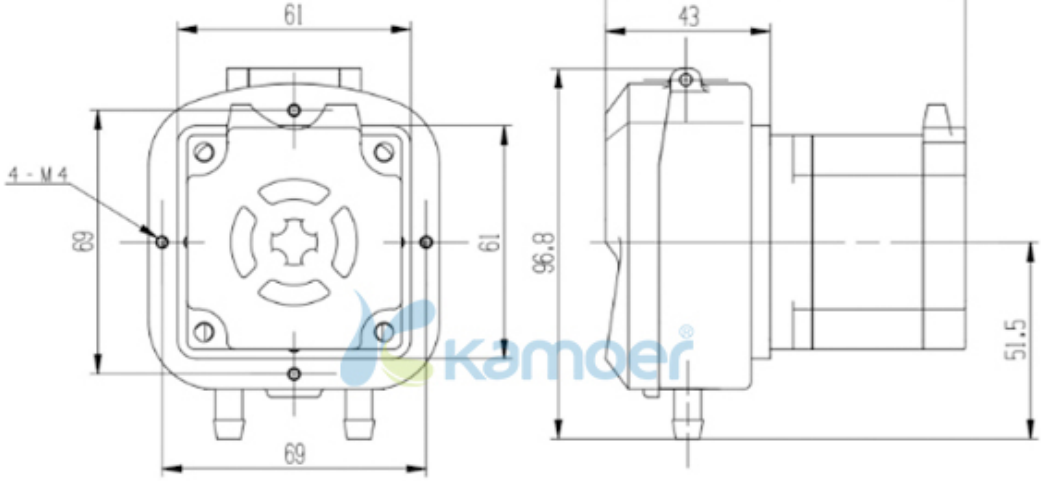
61
43
4-M4
69
61
96.8
51.5
69

Stepper motor Installation Drawings 3 (Include the stand)

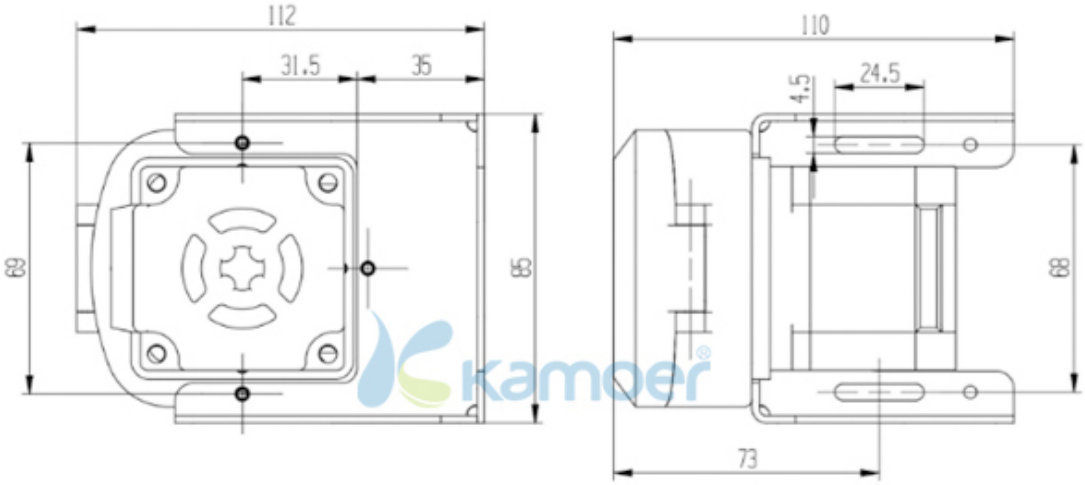
112
31.5
35
110
4.5
24.5
69
85
68
73

Stepper motor wiring instructions (step angle 1.8 ℃)



Phase line		Wiring colour
Phase A	A+	Black
	A-	White
Phase B	B+	Yellow
	B-	Green

Connection with control board

KDS

Ac synchronous gear motor (FA)

kamoer
www.kamoer.com
KDS-FA2540R
U:220V
P:18W
10102

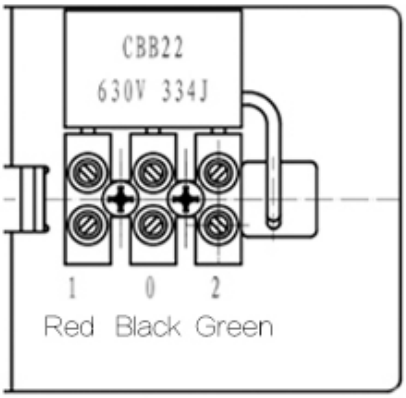
CBB22
630V 334J
1
0
2
Red
Black
Green

□接线图

1----0 anticlockwise

2----0 clockwise


Red
Black
Green
1
0
2
当心触电
Danger Electric Shock Risk!

Ac synchronous gear motor installation drawing 1

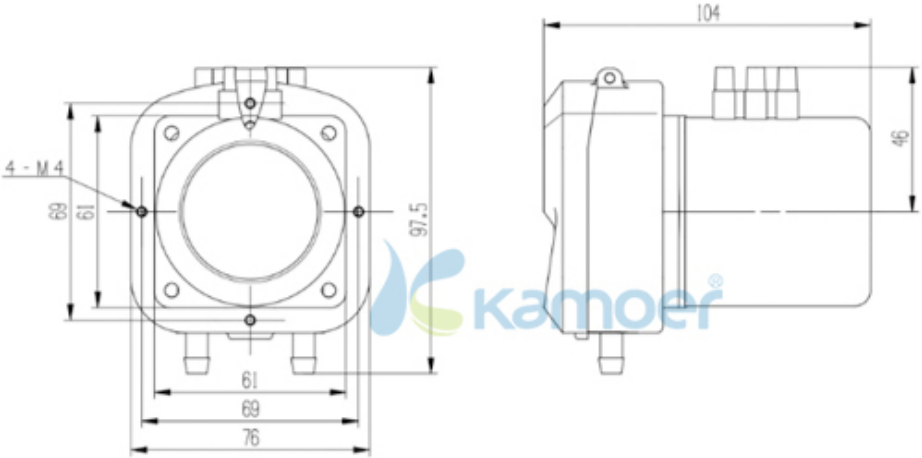
104
46
4 - M4
69
61
97.5
61
69
76
kamoer

Ac synchronous gear motor installation drawing 2(Include the stand)

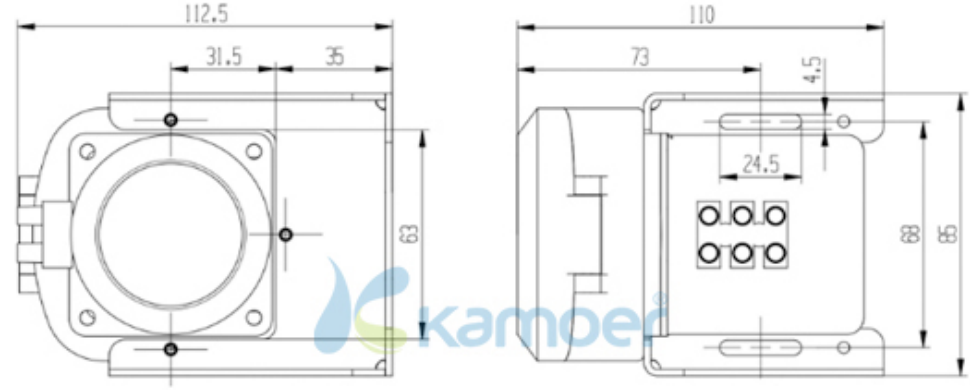
112.5
31.5
35
63
110
73
4.5
24.5
88
85

KDS

24V/12V dc brush motor (FC/FE)

DC motor installation Drawings 1

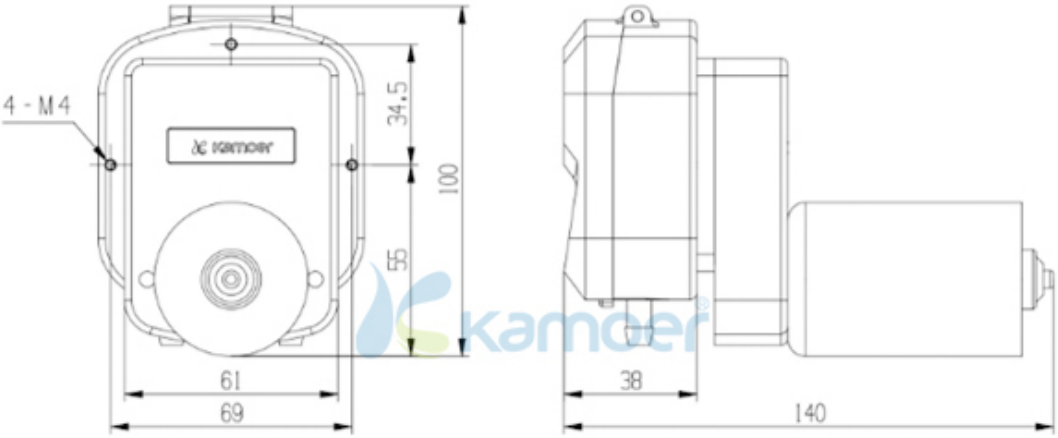
4 - M4
kamoer
34.5
100
55
61
69
38
140

DC motor installation Drawings 2(Include the Stand)

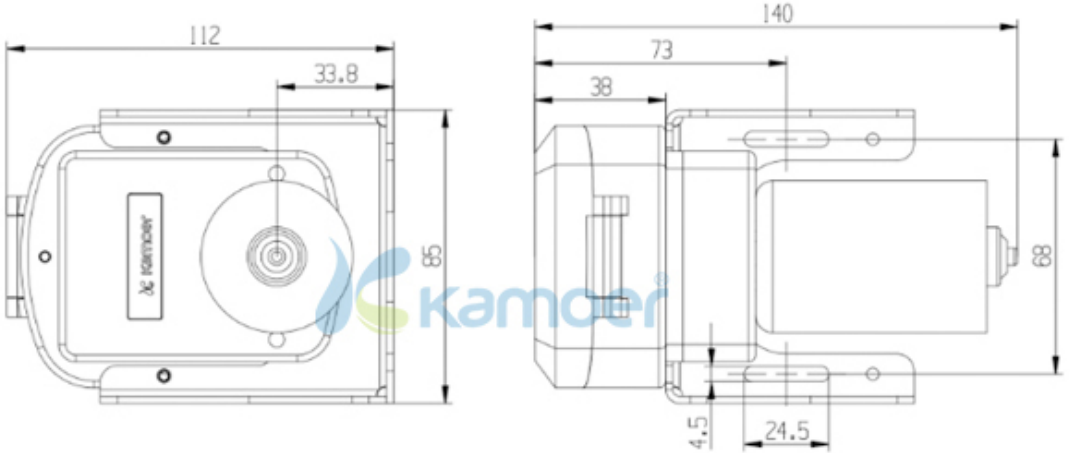
112
33.8
85
140
73
38
68
4.5
24.5
kamoer

Shipping Package
KDS
EPE Pearl foam pad
Product certificate
kamoer
产品合格证
CERTIFICATE OF QUALITY
卡川尔流体科技(上海)有限公司